



FLAMMINGO



HUGS

Aren't for Everyone



Written by

Ciara O'Neal



Illustrated by

Alicia Young

*An Educational Guide
by Ciara O'Neal*

Table of Contents

1. Flamingo Hugs Discussion Ideas
 2. Hug Anyone? Safe Touch and Consent Discussion Page
 3. Flamingo Hugs Crossword Search
 4. Flamingo Hugs Coloring Page
 5. Help Flaminga! (Writing Connection)
 6. Best Day Ever (Writing Connection)
 - 7-10. Design Your Own Petting Zoo Planning Page (Math/Science Connection)
- II. A Note from the Author

Flamingo Hugs

Discussion and Activity Ideas

Flaminga tries several solutions that fail, but she doesn't give up. Have you ever failed? How did it make you feel? What did you do?

Write a letter to the author. What questions do you have about flamingos? What do you wonder about being an author. Email her at ciaraoneal@gmail.com

Can you spot the frog on most of the pages? Which page was your favorite? Why?

Do you have something about yourself that you don't like? Flaminga turns her negative trait into something positive. How can you do the same?



At the end of the book, the author lists facts about flamingos? Is this fiction or nonfiction? How did you know? Which fact is your favorite?

If you could visit any animal in a petting zoo, what would you like to see? Why?

In this story, Flaminga prepares a shrimpy dish for zoo visitors. Can you create a food chain that displays the flow of energy in her environment?

Try some yoga! At the beginning of the book, Flaminga bends herself into the alphabet. Can you stretch into these poses?



А а у у о о е ?

Like flamingo, getting a hug might be one of the best parts of your day. Or maybe, it's the tickle fight you duke out with your sibling at home. Either way, physical touch should give you warm fuzzies. Hugs should never make you feel scared or uncomfortable.



Sometimes people you may not know well will want to give you a hug. Or, you might have a friend that plays too rough at recess. If someone touching you makes you feel uncomfortable, or a game makes you feel unsafe, it's okay to say no. Remember, you are the boss of your body. YOU are in charge of keeping YOU safe.

What Can You Do If You're Uncomfortable?

- Offer a fist bump or high five instead.
- Turn sideways and give them a side hug.
- Stick out your hand and offer a handshake.
- Be honest. Say how you feel in a strong voice.

Flamingo Fun!

Name: _____

Can you find these words from Flamingo Hugs? Circle the word in the puzzle below. Next, cross it out on the list below.

G P S P M E B M D E A E H Q A
S O E T M C N I X I C C G S T
N P R R W I S P S F Y N Y G M
Z H I F S G R O C L C A H U Q
P Q U Z U E G H C E F Y O H A
P S X I W N V P S S E O W J B
K N S F I M A E R D A B A W V
Q E Z M B I R D R S T M G M U
O X A C M F G N Z E H A O N Y
E L E V E I H C A M E L N S D
F Z Y N Q F J R L H R F M A Y
A G W E K Z L W D N S U N V V
S Q U A W K O O V V L C E I U
Q P R K J F C O C C E N A D F
A F F E C T I O N K E N Q A B

ACHIEVE

AFFECTION

BIRD

CLUMSY

DANCE

DISGUISE

DREAM

FEATHERS

FLAMBOYANCE

FLOCK

FLAMINGOS

FOWL

FROG

HUGS

PERSEVERE

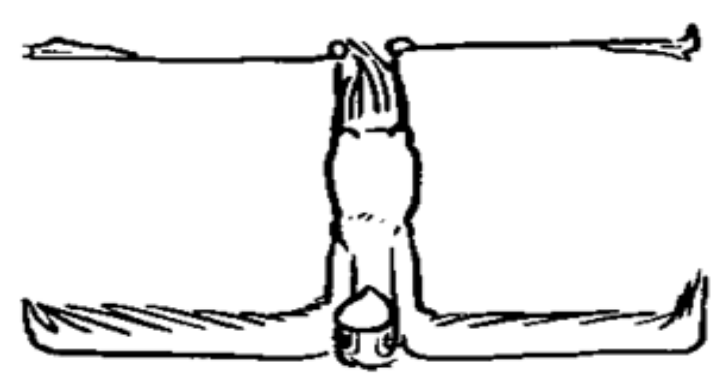
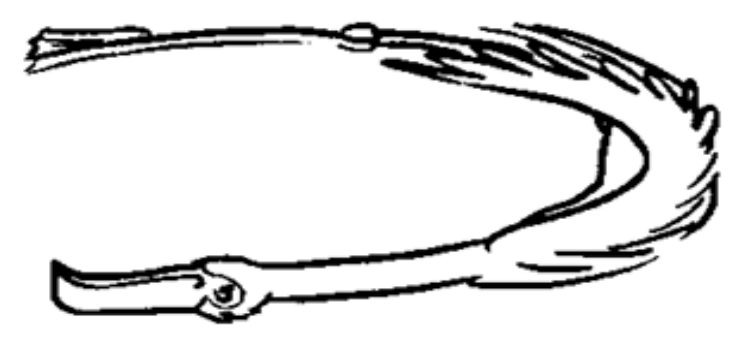
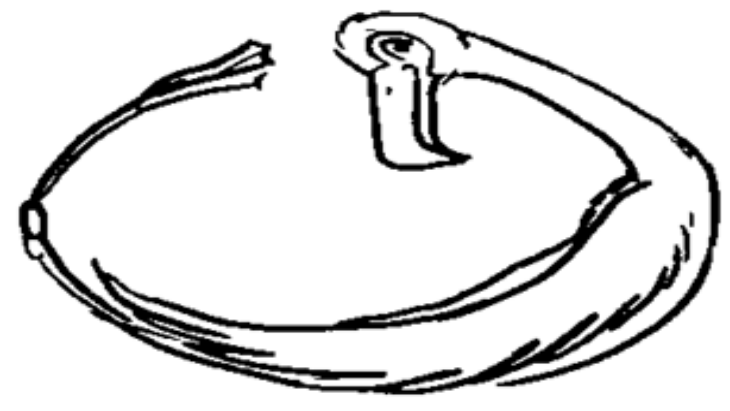
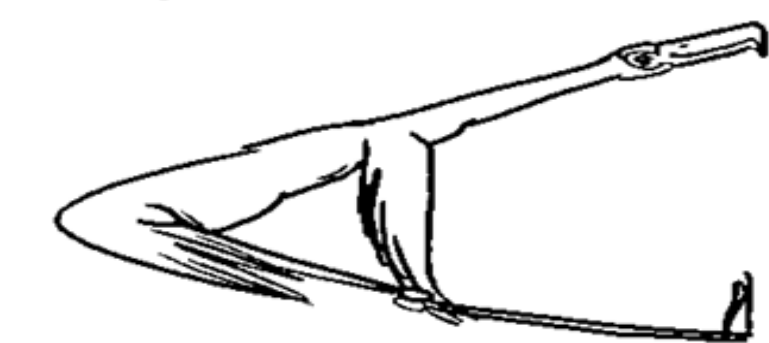
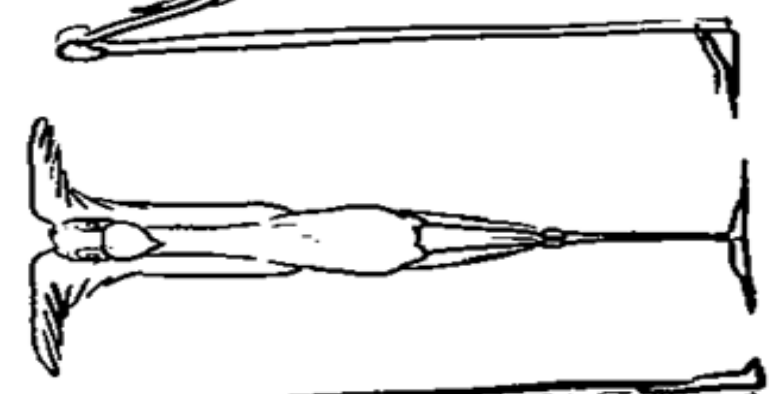
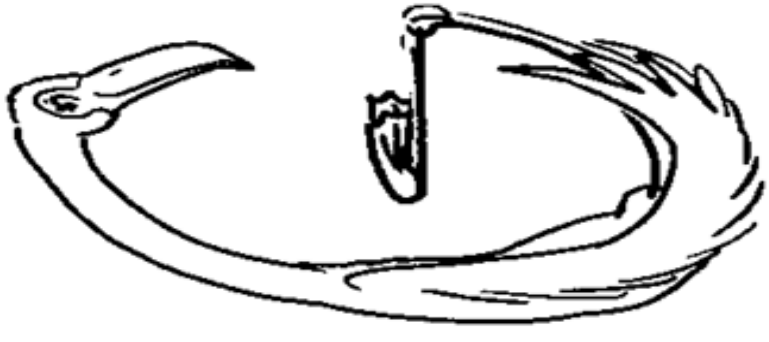

SELFIE

SHRIMP

SQUAWK

WAGON

ZOO





Name:

Hug Anyone?

In the story, Flamingo Hugs, Flaminga tries several solutions to get zoo-goers to give her a little love. Can you remember them?

*If you were Flaminga, how would you go about getting a hug?
Devise a plan and share it below.*

A large rectangular area with a wavy top and bottom border, containing ten horizontal dashed lines for writing.

Name:

Best Day EVER!

In the story, Flamingo Hugs, Flaminga achieves her goal of getting a hug. She thinks it is the best day EVER! What would happen on your best day?



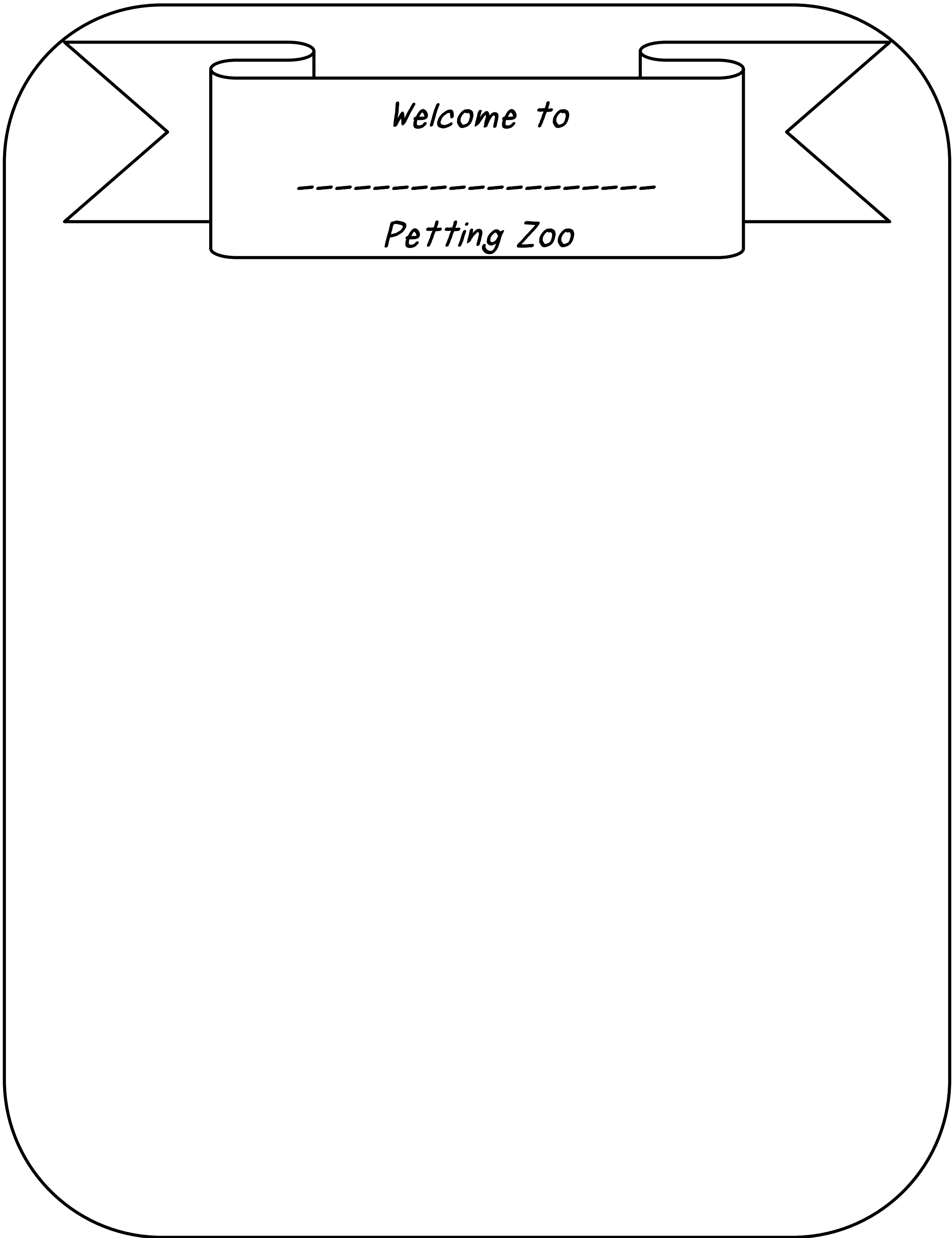
Design Your Own Petting Zoo

Name:


In the story, Flamingo Hugs, Flaminga moves to a brand new home, the petting zoo! Now, it's your turn to create your own home for all the animals to receive some cuddles. Use this page to plan your very own petting zoo.

Animals in My Petting Zoo:

Living Things in My Petting Zoo	Non-Living Things In My Petting Zoo



Welcome to




Petting Zoo


Name: _____

Design Your Own Petting Zoo


In the grid below, design your petting zoo. Plan a home for five animals. Pick a color to represent each of your creatures in your petting zoo. Shade that box in the key. After that, color in the number of boxes to represent the space each animal will need. Finally, calculate the area of each creatures' space and record it on the recording page.



Key:



Animal # 1



Animal # 2



Animal # 3



Animal # 4



Animal # 5



Dear Friends,

Thank you so much for being a part of this clumsy flamingo's grand adventure!

One of the reason I wrote this book is to appeal to all the kids out there that feel they just don't belong. I hope your little learners realize that just being themselves is enough!

Hopefully, your kids will laugh at our feathery friend's antics while learning to accept themselves and persevere despite failure.

Please enjoy these free activities. I truly hope you loved *Flamingo Hugs Aren't For Everyone!* as much as I enjoyed writing it!

I would be thrilled to connect with your classroom! Check out my website for author visit information, ciaraoneal.weebly.com

If you would like to help support me as an author, please share my book with friends. Or, leave me a review on Amazon.

Ideas? Questions? Feel free to email me!

ciaraoneal0@gmail.com.

Or include me in a tweet, my handle is @ciaraoneal2.

Hugs and Feathers!

Ciara O'Neal